


# 2021 Webinar Series

International Models in  
Emergency Management



✓ Attending

## International Models in Emergency Management

Event by Capacity Building International

### AUSTRALIAN EMERGENCY MANAGEMENT ARRANGEMENTS

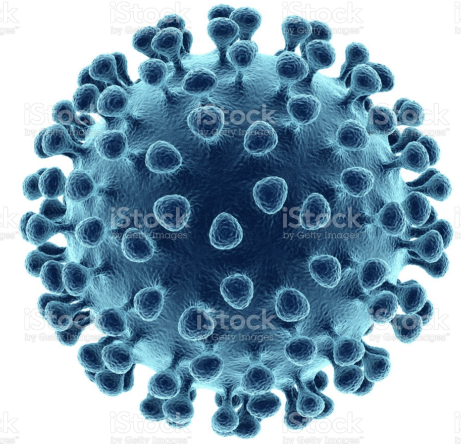
**Russell Dippy CStJ LEM CEM<sup>®</sup> TQC<sup>™</sup> FAcEM MEmMgt**

E: [Russell.dippy@outlook.com](mailto:Russell.dippy@outlook.com)





# Hazards



# Police and Emergency Service Agencies

## AUSTRALIAN GOVERNMENT

- Emergency Management Australia
- Australian Federal Police

## STATES / TERRITORIES

- Australian Capital Territory
- New South Wales
- Queensland
- Victoria
- Tasmania
- South Australia
- Western Australia
- Northern Territory

Table 9A.3		Fire service organisations human resources (a), (b)										
			NSW (c), (d)	Vic (e)	Qld (f)	WA (g)	SA (h)	Tas (i)	ACT (c)	NT (j)	Aust	
2019-20												
	Firefighting workforce (FTE)											
		Permanent	4 575	5 395	2 359	993	950	322	346	213	15 153	
		Part time and other	840	652	198	1	24	1	4	2	1 722	
		Other	14	408	33	146	–	–	–	18	618	
	Support workforce		1 459	1 802	676	552	231	137	118	24	4 999	
	Total		6 888	8 257	3 266	1 691	1 205	460	468	257	<b>22 492</b>	
	Volunteers											
		Firefighters	73 272	32 679	12 650	11 810	10 505	4 164	1 234	268	146 582	
		Support staff	8 315	22 030	18 454	2 398	2 947	936	–	–	55 080	
		Total volunteer staff	81 587	54 709	31 104	14 208	13 452	5 100	1 234	268	<b>201 662</b>	

Table 9A.16		State and Territory Emergency Service organisations human resources										
			NSW	Vic (a)	Qld (b)	WA	SA (c)	Tas	ACT	NT (d)	Total (e)	
2019-20												
	Paid staff (FTE)											
		Operational	302	84	56	na	56	9	10	5	522	
		Support personnel	..	120	35	na	11	29	..	–	195	
		Total	302	204	91	na	67	38	10	5	<b>717</b>	
	Volunteers											
		Operational	10 260	3 563	6 000	1 252	1 551	599	400	292	23 917	
		Support personnel	..	944	na	87	na	–	..	–	1 031	
		Total	10 260	4 507	6 000	1 339	1 551	599	400	292	<b>24 948</b>	

Table 6A.2		Police staffing (a)										
			NSW	Vic	Qld	WA (b)	SA	Tas (c)	ACT	NT	Aust	
2019-20												
	Operational											
		Sworn	17 153	15 902	11 610	6 143	4 563	1 230	696	1 218	58 514	
		Civilian	2 397	3 033	2 725	1 090	862	191	183	256	10 737	
		Other	na	1 458	291	450	37	–	1	323	2 559	
		Total	19 550	20 393	14 626	7 683	5 462	1 421	879	1 797	<b>71 811</b>	
	Non-operational											
		Sworn	195	130	412	317	101	57	20	4	1 236	
		Civilian	1 710	948	469	859	235	254	99	62	4 637	
		Other	na	108	387	99	–	47	–	25	667	
		Total	1 905	1 186	1 268	1 275	336	358	120	91	6 539	
	Total staff		21 455	21 579	15 894	8 958	5 798	1 779	999	1 888	<b>78 350</b>	



Legal and  
Administrative

---

Federation bound by Australian Constitution

---

Emergency Management is the role of the States

---

Australian Government powers based on external emergencies, international agreements and defence of the country

---

Australian Government may assist the States by either facilitation of interstate assistance or provision of Australian Government assets



# Inquiries

---

Internal reviews

---

Independent reviews

---

Coronial based reviews


---

State based Royal Commission (Eg Victorian Bushfires  
Royal Commission 2010)

---

National based Royal Commission (Eg Royal Commission  
into National Natural Disaster Arrangements 2020)

## Doctrine / Supporting Structures



### Principles

- Comprehensive (PPRR)
- All Hazards
- Prepared Community

### Australian Government led

- National Strategy for Disaster Risk Reduction
- National Disaster Risk Reduction Framework
- Australian Disaster Preparedness Framework
- Australian Government Crisis Management Framework
- Australian Government Disaster Response Plan (COMDISPLAN)

### Joint produced via Australian Institute for Disaster Resilience (Handbooks)

- National Emergency Risk Management Framework
- Australian Emergency Management Arrangements
- Evacuation Planning
- Lessons Management
- Incident Management
- Emergency Planning
- Australian Journal of Emergency Management

### National Government led joint forums

- Australia / New Zealand Counter Terrorism Committee (ANZCTC)
- Australia / New Zealand Emergency Management Committee (ANZEMC)

### National independent joint forums

- Australasian Fire and Emergency Services Council (AFAC)
- Australia New Zealand Policing Advisory Agency (ANZPAA)

# Warnings

- Victorian Bushfire Royal Commission (2009) led to major change
- Common Fire Danger rating system used across the country
- Extensive research base underpins all parts of the message
- Supports Common Alerting Protocol (CAP-AU) compliance
- Emergency Alert developed to deliver push messaging to geographic areas
- Standard Emergency Warning Signal (SEWS) initially for cyclone now all emergency types

## Education/training

- Vocational Training nationally developed but managed and delivered in States
- Vocational Training used by most Emergency Services Agencies
- Universities nationally accredited
- University courses individually accredited
- University education not common in Australian Emergency Management

# Certification

Table 1: Comparison of certification schemes.

Scheme	Accreditation or certification	Target group	Incident management or emergency management	Compliant with AS/NZS ISO/IES 17024:2013	Currently in use in Australia
EMPS	Certification	Individuals	Incident	Not stated	Yes
EMAP	Accreditation	Organisations	Emergency	Not stated	Unknown
CEM <sup>®</sup> / AEM <sup>®</sup>	Certification	Individuals	Emergency	Not stated	Yes
TQC	Certification	Individuals	Emergency	Not stated	Being developed

# Questions

